

# SynJet® Linear Light Cooler 30W

SynJet cooling technology provides the most reliable thermal management solution available. This cooler has been developed by Aavid as a general purpose cooling solution for linear LED arrays.

- Cools up to 30W<sup>4</sup>
- L10 of 100K Hours at 60°C
- Energy Efficient
- 5 yr Warranty
- Small Form Factor
- 85°C Operating Temp



## Specifications<sup>1</sup>

### Thermal & Acoustic

SynJet Setting <sup>2</sup>	Qs-a <sup>3</sup>	TDP <sup>4</sup> (W)	SPL (dBA) <sup>5</sup>	Wire Connections
Standard	1.0	30	25	Red to +VDC Black to Ground
PWM at 100% duty cycle				Red to +VDC Black to Ground Blue to PWM Signal

### Electrical

SynJet Setting <sup>2</sup>	Voltage (VDC) +/- 10%	Current (mA) <sup>6</sup>			Pavg (mW)	Voltage (VDC) +/- 10%	Current (mA) <sup>6</sup>			Pavg (mW)
		Imin	Iavg	Ipeak			Imin	Iavg	Ipeak	
Standard	5	20	70	140	350	12	10	46	92	550
PWM at 100% duty cycle										

### Environmental

All Settings	Min	Max	Units	Conditions
Operating Temperature	-40	75	°C	Air temperature surrounding cooler
Storage Temperature	-50	85	°C	Air temperature surrounding cooler
Storage Altitude		15K	m	Above sea level
Operating Relative Humidity	5	95	%	Non-condensing
Weight		125	g	SynJet with heat sink
Reliability		100K	hrs	L10 @ 60°C
Regulatory Compliance				RoHS, UL, FCC Part 15 Class B, CE

<sup>1</sup> All values are typical at 25°C unless otherwise stated.

<sup>2</sup> The Level Select model should be used for discrete performance settings. Follow the instructions in the Product Design Guide for adjusting settings.


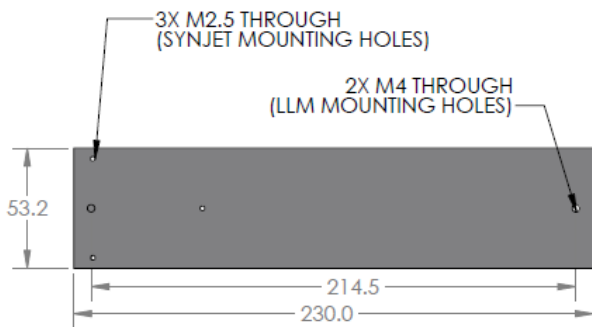

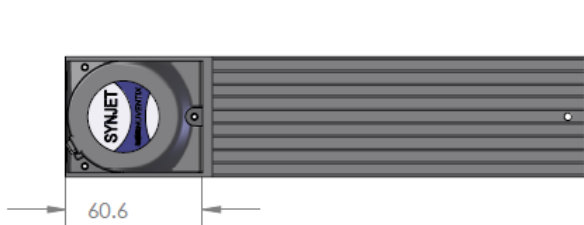
<sup>3</sup> Thermal resistance values are given as reference only and are measured in free air without airflow obstructions. Thermal resistance is measured from the bottom middle of the heat sink to ambient air measured at the inlet to the SynJet, with a heat source at least XXcm<sup>2</sup> using the reference heat sink. Actual thermal performance may vary by application and final product design should be tested to assure proper thermal performance.

<sup>4</sup> Thermal Design Power is based on a 30°C temperature rise of heat sink mounting surface above ambient temperature around cooler.

<sup>5</sup> Sound Pressure Level is measured at 1 meter distance per ISO 7779.

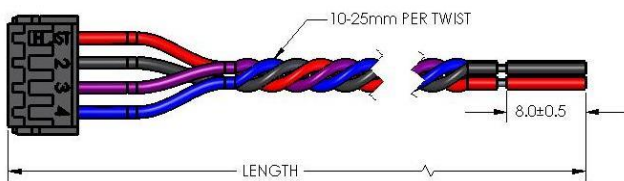
<sup>6</sup> The SynJet has a time varying current. The current waveform is sinusoidal and the average current (Iavg) is used to calculate the average power consumption (Pavg) at nominal input voltage (VDC). See the Electrical section in the Product Design Guide for a detailed explanation.

**Mechanical**  
**SynJet Cooling Solution**



All dimensions are nominal and in mm unless otherwise stated. See product drawings for more detail.

**SynJet Wire Harness**



**Connector Pinout**

Pin	Wire Color	Symbol	Description
1	Red	+VDC	5 V or 12 V depending on model
2	Black	GND	Ground
3	Purple	CTRL2	Status signal for PWM model
4	Blue	CTRL1	PWM input for PWM model

the power supply before the power supply is energized. The power supply should be cted. SynJet Coolers are not designed for "hot swap" or "hot plug" applications.

### Part Numbers

Part Number	Description	Notes
NX203100	Indoor SynJet, XFlow 30, Standard, 5V, PWM, Black	Use PWM input to control performance setting
NX203101	Indoor SynJet, XFlow 30, Standard, 12V, PWM, Black	Use PWM input to control performance setting
NX203102	Outdoor SynJet, XFlow 30, Standard, 5V, PWM, Black	Use PWM input to control performance setting
NX203103	Outdoor SynJet, XFlow 30, Standard, 12V, PWM, Black	Use PWM input to control performance setting
NX301100	Heatsink, 30W, Linear Light Cooler, Philips LLM, AI, Black	Contact sales for other heatsink options
WALLS-C4150-001	Wire Harness, 4-Wire, 150 mm Length	Contact sales for other lengths
WALLS-C4600-001	Wire Harness, 4-Wire, 600 mm Length	Contact sales for other lengths

Aavid reserves the right to make changes to the products or information contained herein without notice. No liability is assumed as a result of their use or applications. For additional information, please contact Aavid directly.